




## INVESTMENT

Mexico → China → **71 MUSD** (2007-2016)

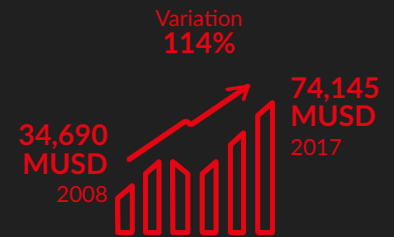
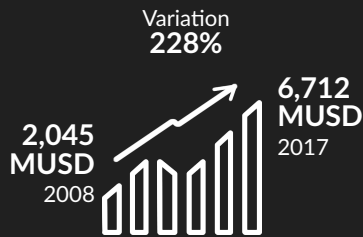

China → Mexico → **788 MUSD** (2008-2017)

- 45 % Manufacturing
- 14 % Mining
- 13 % Financial and insurance services
- 28 % Others

## EXPORT



## IMPORT



## REGULATORY FRAMEWORK

- Reciprocal Investment Promotion and Protection Agreement (RIPPA)
- Agreement for Avoidance of Double Taxation and the Prevention of Tax Evasion
  - Commercial Agreement; Agreement on Trade Remedies
- Agreement on Scientific and Technological Cooperation; Agreement on Customs Affairs; Air Transport Agreement; Acuerdo sobre Transporte Marítimo; Tourism Cooperation Agreement;

## BUSINESS OPPORTUNITIES

### Exports

- Instruments
- Mechanical machines and equipment
- Autoparts

### Investment

- Metals
- Automotive and autoparts
- Plastics and rubber

### Innovation

- Numerical control of machine tools and robotics
- Energy efficiency and storage
- Plan Made in China 2025

1. FDI - Ministry of Economy, Others indicators - Central Bank of Mexico.

2. Invest Mexico of country - Fuente oficial del país; Invest country of Mexico - Ministry of Economy.

3. Global Trade Atlas - Bank of Mexico.

4. Ministry of Economy, Ministry of Foreign Affairs, System of Tax Administration, the President of the Republic, Official Gazette of the Federation, and Chamber of Deputies, October 2017.

5. Exports - ProMéxico with data from TradeMap, march 2018; Investment - Financial Times fDI Markets; Innovation - ProMéxico.

▪ Icons downloaded from www.flaticon.com