




## INVESTMENT <sup>2</sup>

Mexico → India → **65 MUSD** (2003-2012)

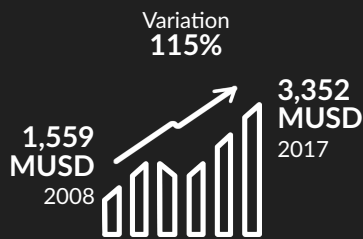
India → Mexico → **138 MUSD** (2008-2017)

- 68 %** Manufacturing
- 23 %** Trade
- 6 %** Information on mass media
- 3 %** Others

## EXPORT <sup>3</sup>



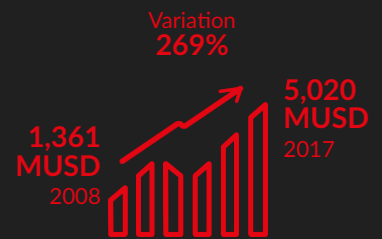
## IMPORT <sup>3</sup>



22%

Manufacturing

98%



## REGULATORY FRAMEWORK <sup>4</sup>

- Reciprocal Investment Promotion and Protection Agreement (RIPPA)
- Agreement for Avoidance of Double Taxation and the Prevention of Tax Evasion
- Agreement on Scientific and Technological Cooperation; Financial Cooperation Agreement; Agreement on Customs Affairs; Air Transport Agreement; Tourism Cooperation Agreement

## BUSINESS OPPORTUNITIES <sup>5</sup>

### Exports

- Electrical machines and equipment
- Mechanical machines and equipment
- Autoparts

### Investment

- Autoparts
- Plastics and rubber
- Metals

### Innovation

- Internet of Things
- Smart factories
- Industrial manufacturing

1. FDI - Ministry of Economy, Others indicators - Central Bank of Mexico.

2. Invest Mexico of country - Fuente oficial del país; Invest country of Mexico - Ministry of Economy.

3. Global Trade Atlas - Bank of Mexico.

4. Ministry of Economy, Ministry of Foreign Affairs, System of Tax Administration, the President of the Republic, Official Gazette of the Federation, and Chamber of Deputies, October 2017.

5. Exports - ProMéxico with data from TradeMap, march 2018; Investment - Financial Times FDI Markets; Innovation - ProMéxico.

▪ Icons downloaded from [www.flaticon.com](http://www.flaticon.com)