




INVESTMENT ²

Mexico → Peru → **455 MUSD** ²⁰⁰³⁻²⁰¹²

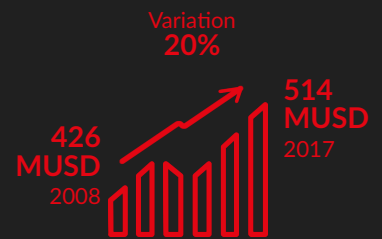
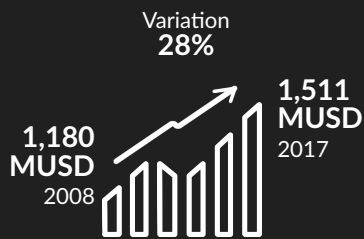

Peru → Mexico → **148 MUSD** ²⁰⁰⁸⁻²⁰¹⁷

- ↓
- 63 %** Professional, scientific and technical services
 - 11 %** Manufacturing
 - 10 %** Financial and insurance services
 - 16 %** Others

EXPORT ³



IMPORT ³



REGULATORY FRAMEWORK ⁴

- Pacific Alliance (PA)
- Free Trade Agreement Mexico-Peru
- Agreement for Avoidance of Double Taxation and the Prevention of Tax Evasion
- Agreement on Scientific and Technological Cooperation; Air Transport Agreement; Tourism Cooperation Agreement

BUSINESS OPPORTUNITIES ⁵

International businesses

- Mechanical machines and equipment
- Electrical machines and equipment
 - Non-rail land vehicles

Investment

- Chemicals

Innovation

- Process automation
- Information Technology
- Standardization

1. FDI - Ministry of Economy, Others indicators - Central Bank of Mexico.

2. Invest Mexico of country - Fuente oficial del país; Invest country of Mexico - Ministry of Economy.

3. Global Trade Atlas - Bank of Mexico.

4. Ministry of Economy, Ministry of Foreign Affairs, System of Tax Administration, the President of the Republic, Official Gazette of the Federation, and Chamber of Deputies, October 2017.

5. Exports - ProMéxico with data from TradeMap, march 2018; Investment - Financial Times FDI Markets; Innovation - ProMéxico.

• Icons downloaded from www.flaticon.com