



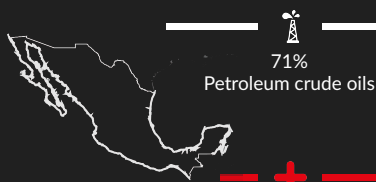
INVESTMENT²

Mexico → Spain → **5,848 MUSD** (2008-2017)

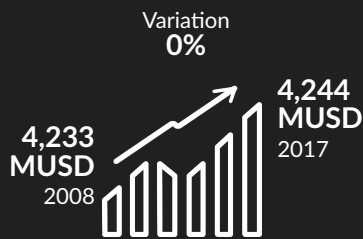
Spain → Mexico → **29,236 MUSD** (2008-2017)

- 26 % Financial and insurance services
- 23 % Construction
- 20 % Information on mass media
- 31 % Others

EXPORT³



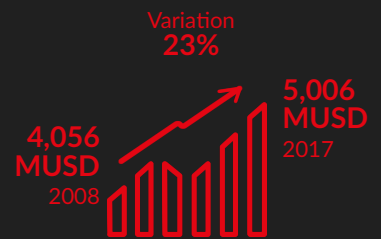
IMPORT³



24%

Manufacturing

92%



REGULATORY FRAMEWORK⁴

- Free Trade Agreement between Mexico and the European Union
- Reciprocal Investment Promotion and Protection Agreement (RIPPA)
- Agreement for Avoidance of Double Taxation and the Prevention of Tax Evasion
- Agreement on Cooperation in Science and Technology Mexico-European Union
- Economic and Trade Cooperation Agreement; Economic and Financial Cooperation Agreement; Agreement on Industrial Cooperation, Energy and Mining; Agreement on Scientific and Technological Cooperation; Air Transport Agreement; Tourism Cooperation Agreement; Co-production and Film Cooperation Framework Agreement; Agreement for Mutual Protection of Literary and Artistic Work and their authors, composers and artists

BUSINESS OPPORTUNITIES⁵

Exports

- Autoparts
- Electrical machines and equipment
- Mechanical machines and equipment

Investment

- Metals
- Industrial machinery, Instruments and equipment
- Plastics and rubber

Innovation

- Industry 4.0
- Quality Control Systems
- Cybersecurity

1. FDI - Ministry of Economy, Others indicators - Central Bank of Mexico.

2. Invest Mexico of country - Fuente oficial del país; Invest country of Mexico - Ministry of Economy.

3. Global Trade Atlas - Bank of Mexico.

4. Ministry of Economy, Ministry of Foreign Affairs, System of Tax Administration, the President of the Republic, Official Gazette of the Federation, and Chamber of Deputies, October 2017.

5. Exports - ProMéxico with data from TradeMap, march 2018; Investment - Financial Times fDi Markets; Innovation - ProMéxico.

Icons downloaded from www.flaticon.com