

Mexico-The Netherlands

Trade and investment

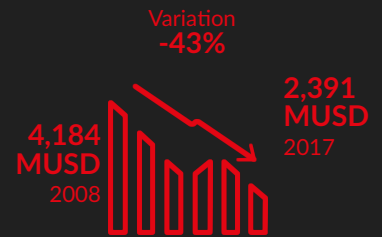
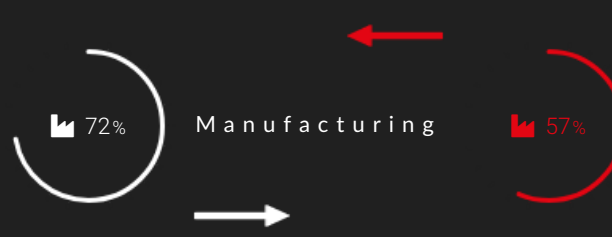
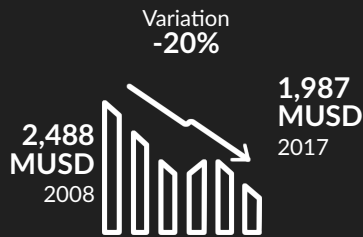

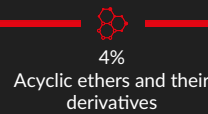
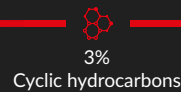
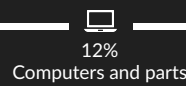




INVESTMENT ²

The Netherlands → Mexico → **10,399 MUSD** ²⁰⁰⁸⁻²⁰¹⁷

- 72 %** Manufacturing
- 5 %** Real estate services
- 5 %** Construction
- 18 %** Others

EXPORT ³



IMPORT ³

REGULATORY FRAMEWORK ⁴

- Free Trade Agreement between Mexico and the European Union
- Reciprocal Investment Promotion and Protection Agreement (RIPPA)
- Agreement for Avoidance of Double Taxation and the Prevention of Tax Evasion
- Agreement on Cooperation in Science and Technology Mexico-European Union
- Trade Agreement Mexico-The Netherlands; Air Transport Agreement

BUSINESS OPPORTUNITIES ⁵

Exports

- Electrical machines and equipment
- Mechanical machines and equipment
 - Autoparts

Investment

- Chemicals
- Aerospace
- Autoparts

Innovation

- Industry 4.0
- Smart Logistics
- Precision equipment

1. FDI - Ministry of Economy, Others indicators - Central Bank of Mexico.

2. Invest Mexico of country - Fuente oficial del país; Invest country of Mexico - Ministry of Economy.

3. Global Trade Atlas - Bank of Mexico.

4. Ministry of Economy, Ministry of Foreign Affairs, System of Tax Administration, the President of the Republic, Official Gazette of the Federation, and Chamber of Deputies, October 2017.

5. Exports - ProMéxico with data from TradeMap, march 2018; Investment - Financial Times FDI Markets; Innovation - ProMéxico.

▪ Icons downloaded from www.flaticon.com