

# Mexico-United Kingdom

Trade and investment



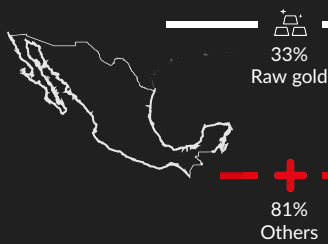
## INVESTMENT <sup>2</sup>

United Kingdom → Mexico → **6,585** 2008-2017

**MUSD**

- 44 %** Manufacturing
- 35 %** Financial and insurance services
- 5 %** Real estate services
- 16 %** Others

## EXPORT <sup>3</sup>



9% Cars

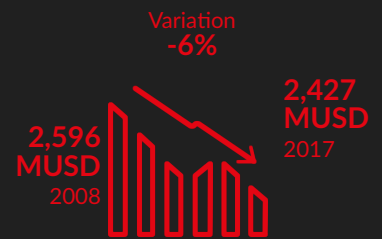

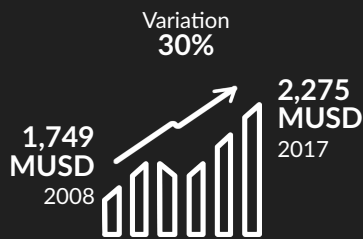
8% Autoparts

50% Others

6% Cars

6% Import of materials

7% Alcoholic beverages



## REGULATORY FRAMEWORK <sup>4</sup>

- Free Trade Agreement between Mexico and the European Union
- Reciprocal Investment Promotion and Protection Agreement (RIPPA)
- Agreement for Avoidance of Double Taxation and the Prevention of Tax Evasion
- Agreement on Cooperation in Science and Technology Mexico-European Union
- Agreement on Scientific and Technical Cooperation; Air Transport Agreement

## BUSINESS OPPORTUNITIES <sup>5</sup>

### Exports

- Mechanical machines and equipment
- Electrical machines and equipment
  - Autoparts

### Investment

- Aerospace

### Innovation

- Industry 4.0
- Nanotechnology for materials
- Cloud solutions

1. FDI - Ministry of Economy, Others indicators - Central Bank of Mexico.

2. Invest Mexico of country - Fuente oficial del país; Invest country of Mexico - Ministry of Economy.

3. Global Trade Atlas - Bank of Mexico.

4. Ministry of Economy, Ministry of Foreign Affairs, System of Tax Administration, the President of the Republic, Official Gazette of the Federation, and Chamber of Deputies, October 2017.

5. Exports - ProMéxico with data from TradeMap, march 2018; Investment - Financial Times fDi Markets; Innovation - ProMéxico.

• Icons downloaded from [www.flaticon.com](http://www.flaticon.com)