

Central America

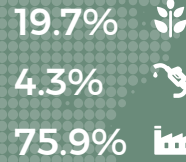
Belize, Costa Rica, El Salvador, Guatemala, Honduras, Nicaragua & Panama

Regional trade: ¹

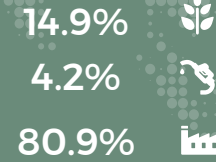
2015



INTRA-regional trade
11 MUSD



EXTRA-regional exports
24 MUSD



Investment: ²

Central America
2008-2017

→ Mexico

680 MUSD

40.4%
Manufacturing

28.4%
Logistics

16.6%
Trade

14.6%
Other

Exports: ³

Mexico
2017

5.4%



Insulated wires, cables & conductors

4.5%



Prophylactic & therapeutic drugs

3.4%



TVs, flat screens & projectors

86.7%



Other

65.7%



Other

7.6%



T-shirts & jerseys

12.6%



Palm oil

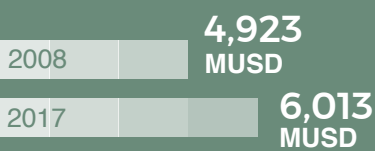
14.2%




Insulated wires, cables & conductors

Central America
Imports: ³
2017

Variation **22.1%**



Variation **4.5%**



Regulatory Framework: ⁴

2018

- Mexico-Central America Free Trade Agreement
- Agreements to Avoid Double Taxation & Prevent Income Tax Evasion with 2 countries in the region in place.
- Agreement for the Promotion and Reciprocal Protection of Investments (BIT) with Panama.
- Avoidance of Double Taxation Agreement and Prevent Tax Evasion (DTA) with 3 countries of the Region.

Prepared by:



Sources: 1. World Bank (WITS). 2. Ministry of Economy. 3. Bank of Mexico and Global Trade Atlas. 4. Ministry of Economy, Secretariat of Foreign Relations, Tax Administration System, World Trade Organisation, Presidency of the Republic, Official Journal of the Federation, Chamber of Deputies. 5. ProMéxico.

Icons downloaded from www.flaticon.com

Opportunity Areas: ⁵

2018

- Export:**
 - Infrastructure
 - Pharmaceutical
 - Agro-industry
- Internationalisation:**
 - Information Technology
- Innovation:**
 - Process automation
 - Technology standardisation
 - Information technology